

January 2012 Release

Touch for Distance:

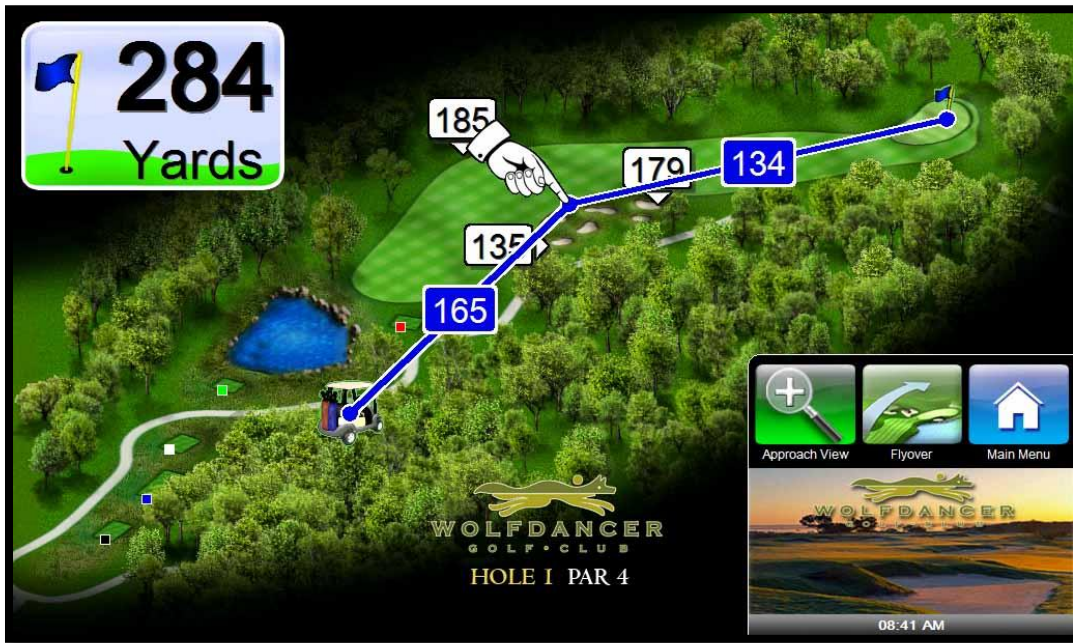
This feature gives golfers the ability to touch the screen for additional distance information. The distance will be displayed from the car to the point touched and then from the point touched to the pin. Touch points remain on the screen for 15 seconds. To manually dismiss the points – touch the pointing finger.



Switch to approach view to get a better look at the touch point:



If I place my tee shot left of the bunkers, how many yards will I have left for my approach?



What is the distance from the left edge of the green to the pin?



Player names on the Welcome screen:


When player names are entered in the VCC for daily play prior to starting the round, their names will appear on the Welcome screen. Included in this feature is the ability to add custom text and have an alternate Welcome Screen Image.



This feature is enabled by default without additional text, to disable or customize the image/text, contact support.

Smaller Speed Limit Sign:

The speed limit sign is much smaller and will appear in the lower left hand corner or opposite of the ad insert of all golf screens.



Disabling Speed Limit Sound:

Choose to disable the audio alert that accompanies the speed limit sign.

To disable the audio alert, contact support.

Ask Golfers to Select Tees:

This is an optional feature that will prompt golfers to select which tees they are using. If this feature is enabled, scorecard emails will contain the name of the tees played.

When the feature is enabled, The VDU will ask the golfer to select tees after the golfer opts to use the scorecard. Default setting is disabled.

To enable this feature contact support.

Optional prompt to select tee box

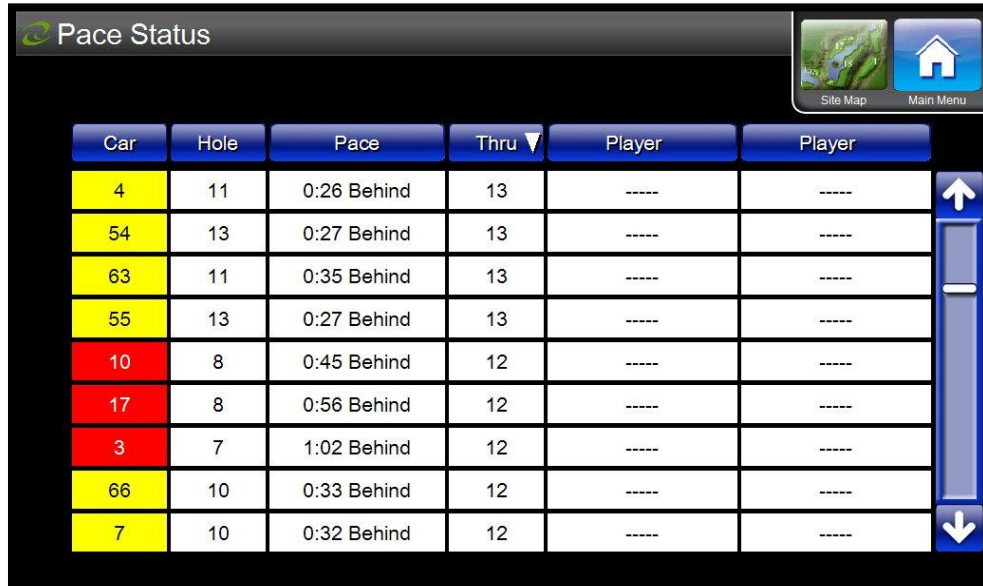


Some important notes about this feature:

- Visage supports 9 tees per course; buttons are arranged in up to three rows of three buttons per row.
- Multi course sites must establish tee names for each course; this accommodates sites that have tee names that differ between their individual courses.
- This feature does not support rounds that encompass multiple courses.
- If the golfer does NOT opt to use the scorecard, they will not be asked for tee selection. If the golfer later chooses the scorecard from the main menu, the tee selection prompt will appear prior to the scorecard.

Updated Marshal Mode Pace Screen:

The Marshal Pace Screen now uses the vertical scroll control to move the car list up and down. Use the arrow buttons to move the list up or down one line, touch above the bar to scroll up one page and below the bar to scroll down one page.



Car	Hole	Pace	Thru ▼	Player	Player
4	11	0:26 Behind	13	----	----
54	13	0:27 Behind	13	----	----
63	11	0:35 Behind	13	----	----
55	13	0:27 Behind	13	----	----
10	8	0:45 Behind	12	----	----
17	8	0:56 Behind	12	----	----
3	7	1:02 Behind	12	----	----
66	10	0:33 Behind	12	----	----
7	10	0:32 Behind	12	----	----

Preventing Marshal Mode Selection:

As with Handicapped Mode, setting cars to Marshal Mode from the VDU can be disabled.

To use this feature, contact support.

Relaying VDU Messages to Marshals:

VDU messages sent from golfers can now be relayed to Marshal Cars. This is an optional feature; choose some or all messages with the ability to disable relaying directly from the VCC. Messages do not stack, only the latest message sent will display.

To enable this feature, contact support.

Suppress Flyovers Completely:

This optional feature disables both automatic flyovers and removal of the flyover button from the VDU. If disabled, flyovers will not play regardless of the VCC setting.

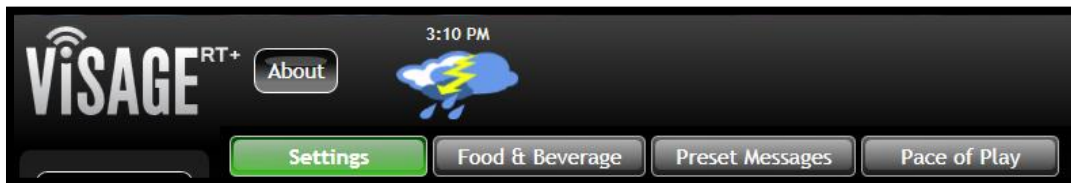
To enable this feature, contact support.

Approach View Only on Par 3's:

On Par 3's only the approach view will be shown. The hole/approach button is unavailable and flyovers will not play, the flyover button will be unavailable.

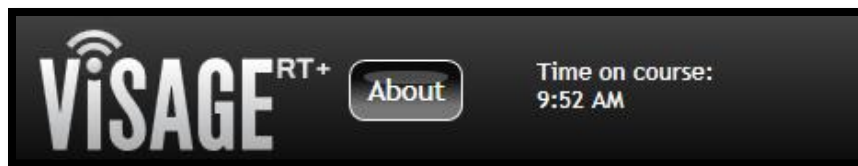
Weather Alert Icon:

A new icon will display in the top left corner of the VCC when Weather Alert has been enabled.



Local Course Time on VCC:

Local time on the course is now displayed on the top left corner of the VCC.



Car Location Paths:

To view car locations - from the real time position and pace map right click on a car icon. To clear car location, right click again on the car icon or use "hide all car paths". Use the time filter to focus your inquiry on specific time frames. Yellow/Red points indicate behind pace status.



Improved Reports Structure:

The report menu structure has been improved to include a menu across the top of the page; this prevents the user from having to return to the main page to select a new report. New options/data has also been added.



Home Cars Food & Beverage Pace/Rounds Scorecards **REPORTS MENU**

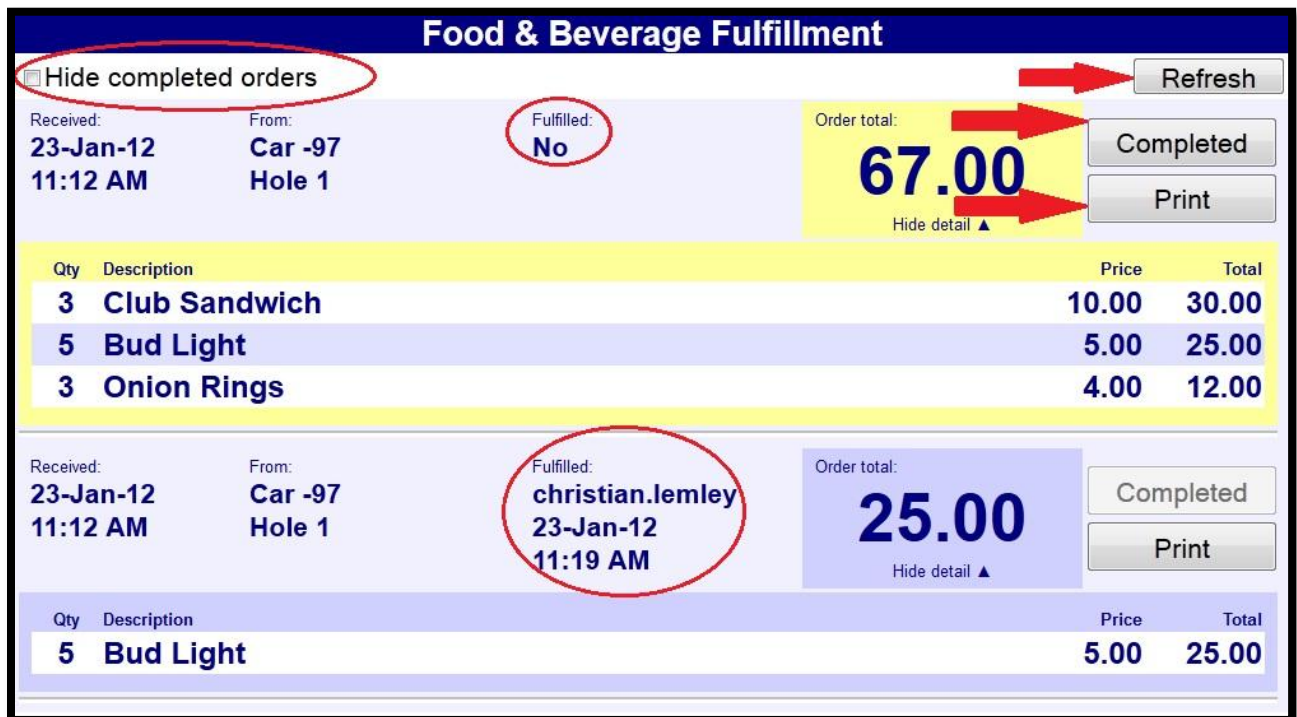
Car Information

Refresh Refresh every 30 seconds Hide cars not responding **New Options**
 Show updates as ages Hide cars not playing

Sorting by **Car ▲** (Click column header to change sort order)

Car	Last update	Type	Hole	Location	Units	Pace	Player 1	Player 2	Updates
1	00:01:25	Normal	1	Tee	yards	-			-
2	00:00:37	Normal	1	Tee	yards	-			-
10	00:00:37	Normal	1	Tee	yards	-			-
71	00:01:09	Normal	5	Tee	yards	10 min ahead			-
80	00:05:42	Normal	2	Fairway	yards	4 min behind			-

New Food and Beverage Order fulfillment – view, fulfill, and print all from one location.



Food & Beverage Fulfillment

Hide completed orders

Received: **23-Jan-12 11:12 AM** From: **Car -97 Hole 1** Fulfilled: **No** Order total: **67.00**
 Refresh Completed Print

Qty	Description	Price	Total
3	Club Sandwich	10.00	30.00
5	Bud Light	5.00	25.00
3	Onion Rings	4.00	12.00

Received: **23-Jan-12 11:12 AM** From: **Car -97 Hole 1** Fulfilled: **christian.lemley 23-Jan-12 11:19 AM** Order total: **25.00**
 Completed Print

Qty	Description	Price	Total
5	Bud Light	5.00	25.00

Remember Password Option:

The VCC will offer to remember the user's password for subsequent log-ins.



Read Only Login Access to the VCC

Limited access logins can be created for course staff that should not be making any changes to the course settings.

All information can be viewed normally with the exception of the Pin Placement and Tournament buttons being grayed out.

No changes can be made with this login; however this user can alter player names and send messages to individual cars.

To set up limited logins, contact support.